


Best Eyebrow Shape to Face Shape


Face Shape	Characteristics	Suggested Arch Shape
Round	Rounded chin; Face curved slightly outward	Fuller brow, angled sharp arch to give structure to soft face
Triangle/Heart	Wider forehead and more pointed chin	Softer arch as a counterbalance to longer chin
Square	Wide angular jawline; forehead/cheeks/chin are similar size	High Curved Arch
Rectangle/Oblong	Face length is largest measurement	Straighter shaped brow to widen face shape
Oval	Cheekbones are widest feature; face length greater than width of cheekbones & jawline	Any shape typically works; follow natural brow shape
Diamond	Narrow chin; wide high cheekbones; top of head narrow vs middle of head	Curved brow with angled arch to lengthen widest part of face

*Face shape is classified by forehead, cheekbones, jawline & overall face shape


Face Shapes Illustrated




Round shape




Oval shape




Triangle shape



Square shape



Rectangle shape



Diamond shape